

Contents

Unit	Activity	Page
1	Talk about your country Students ask and answer questions to discover the nationality of their partner.	136
2	Who is it? Students describe and identify characters' profiles.	137
3	About me Students play a board game and answer personal questions to move squares.	138
4	Can I have ... ? Students prepare a restaurant dialogue and present it in a role play.	139
5	What are they doing? Students ask and answer questions to compare activities in an illustration.	140
6	My first day Students ask and give directions.	141
7	Can I try these on? Students prepare a shop dialogue and present it in a role play.	142
8	How well do you know your partner? Students ask and answer questions about their partner's routines.	143
9	Make plans Students suggest things to do, consider alternatives and make plans.	144

Speaking activities 1

TALK ABOUT YOUR COUNTRY!

Student A

1 Look at the information about Melanie and make questions.

	Questions	Melanie	Jimmy
Location	<u>Where</u> is your country?	In North America	
Population	What _____ of your country?	33 million	
Famous people	_____ are from your country?	Jim Carrey, Mike Myers	
Famous for	_____ things _____ famous for?	Very cold weather, wild animals like bears and whales	
Capital city	What _____?	Ottawa	
Official languages	What are _____?	English and French	
Country	Are you _____?	Yes, I'm from Canada.	

2 Ask Student B questions about Jimmy. Complete the table.

3 Answer Student B's questions about Melanie.

Student B

1 Look at the information about Jimmy and make questions.

	Questions	Jimmy	Melanie
Location	<u>Where</u> is your country?	In Europe	
Population	What _____ of your country?	4 million	
Famous people	_____ are from your country?	U2, Pierce Brosnan	
Famous for	_____ things _____ famous for?	Music, beautiful countryside	
Capital city	What _____?	Dublin	
Official languages	What are _____?	English and Irish	
Country	Are you _____?	Yes, I'm from the Republic of Ireland.	

2 Answer Student A's questions about Jimmy.

3 Ask Student A questions about Melanie. Complete the table.








Speaking activities 2

WHO IS IT?

1 Student A: Choose a person from the table. Describe the person in seven phrases.

I've got a computer in my bedroom. I've got a pet. My pet isn't scary ...

2 Student B: Guess the person. Swap roles.

	Bob	Jane	Ted	Ruby	My partner
	✓	✓	✓	✓	
	✓	X	X	✓	
	✓	✓	✓	✓	
	X	X	✓	X	
	X	✓	X	X	
	X	X	✓	X	
	X	✓	X	✓	

3 Now complete the table for your partner.

A Have you got a computer in your bedroom?

B Yes, I have/ No, I haven't.

Speaking activities 3

ABOUT ME

1 Take turns to answer the questions.

2 Toss a coin to move.

Heads = move one square.

Tails = move two squares.

1 START! → 2	2 What time do you get up in the morning?	3 When is your dad's / mum's birthday?	4 What do you do at the weekend?	5 Where do you do your homework?
10 What do you do at lunchtime?	9 What time do your parents get up in the morning?	8 What day of the week is your birthday this year?	7 What time do you go to bed?	6 When do you go swimming?
11 When is carnival?	12 GO FORWARD TWO SPACES	13 What time does your favourite TV programme start?	14 Do you know a famous person with your birthday?	15 What DVDs do you like watching?
20 When is carnival?	19 GO FORWARD TWO SPACES	18 What sports do you like?	17 What day is Christmas Day this year?	16 When is winter? (What months?)
21 What activities do you do after school?	22 GO FORWARD TWO SPACES	23 MISS A TURN	24 What's the date today?	25 FINISH!

Speaking activities 4

CAN I HAVE ... ?

1 Student A: Ask Student B these questions. Write down the answers.

What's your favourite ...

food? _____

drink? _____

sandwich? _____

vegetable? _____

junk food? _____

How much money have you got today? _____

Student B: Ask Student A these questions. Write down the answers.

What's your favourite ...

food? _____

drink? _____

salad? _____

fruit? _____

pasta sauce? _____

How much money have you got today? _____

2 Order the dialogue.

- a Large, please. __
- b No, thanks. How much is that? __
- c A sandwich. Anything to drink? __
- d Yes. Can I have a tuna sandwich, please? __
- e Can I help you? ¹ __
- f Can I have an orange juice, please? __
- g It's £3.85, please. __
- h Small, medium or large? __
- i One large drink. Anything else? __
- j £3.85. Here you are. __
- k Thanks. Next please! __



3 Practise a similar dialogue. Use your notes from exercise 1.

4 Swap roles and repeat.

Speaking activities 5

WHAT ARE THEY DOING?

Student A

1 Look at the picture. Find seven differences!

2 Ask Student B questions.

A What is Mrs Jones doing?

B She's teaching the drama class.



Student B

1 Look at the picture. Find seven differences!

2 Ask Student A questions.

A What is Mrs Jones doing?

B She's teaching the drama class.



Speaking activities 6

MY FIRST DAY

Student A

- 1 Ask Student B what these words mean.

canteen car park gym
headteacher office

What does 'canteen' mean?

- 2 Use your dictionary to answer Student B's questions.
- 3 Look at the map. It's Student B's first day at your school. Answer his/her questions.

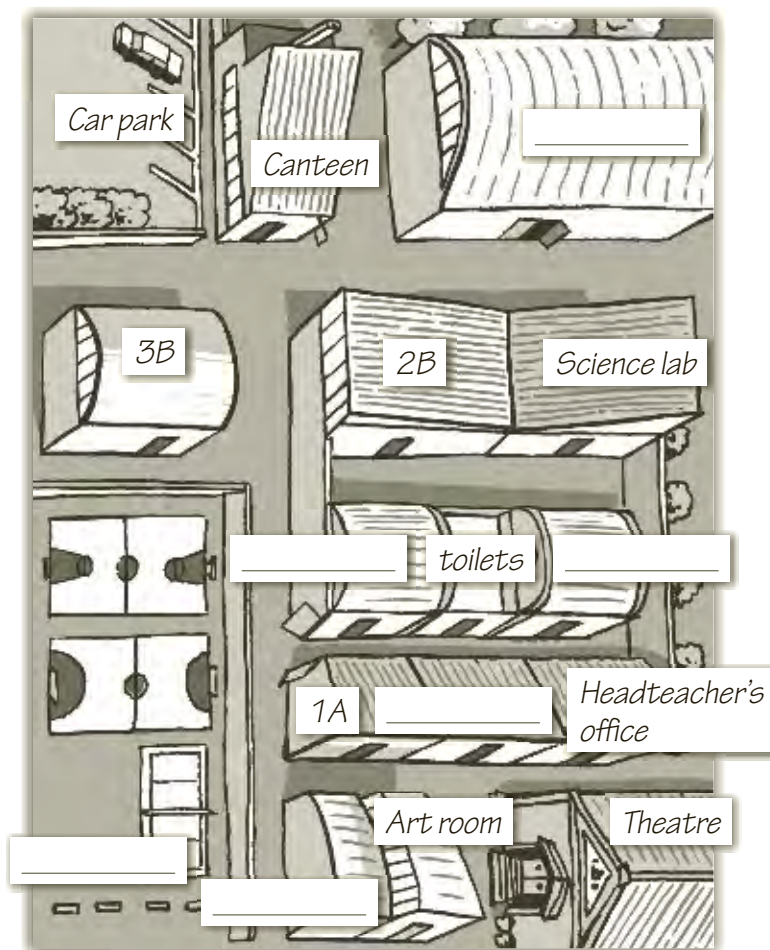
next to between behind
on the left/right in front of

B Where is the gym?

A It's in front of...

- 4 Ask Student B where these places are.

the gym classroom 2A
classroom 3A the playground
the secretary's office classroom 1B



Student B

- 1 Use your dictionary to answer Student A's questions.
- 2 Ask Student A what these words mean.

lab playground secretary
theatre toilets

What does 'lab' mean?

- 3 Look at the map. Ask Student A where these places are.


the theatre classroom 2B
classroom 1A the headteacher's office
the car park the toilets

- 4 It's Student A's first day at your school. Answer his/her questions.

next to between behind
on the left/right in front of

A Where is the canteen?

B It's between...



Speaking activities 7

CAN I TRY THESE ON?

1 In pairs, complete the speech bubbles.



2 Read the dialogue for two minutes.

3 Student A: You are the attendant. Student B: You are the customer.
Practise the dialogue – don't look at the sentences! Then swap roles.

Speaking activities 8

HOW WELL DO YOU KNOW YOUR PARTNER?

Student A

1 Complete the sentences for Student B. Guess! Don't ask your partner any questions.

		Right or Wrong? ✓ X	
1	This morning, Student B woke up at ...		
2	At the weekend, he/she saw ...		
3	At school yesterday, he/she didn't ...		
4	For Sunday lunch, he/she ate ...		
5	Last year, he/she went on holiday to ...		
6	Last week, he/she sent lots of text messages to ...		
7	Last night, he/she had a dream about ...		

2 Now find out. Were you right? Tick or cross the sentences.

A I think you woke up at 8 a.m. this morning.

B No! That's not right. I woke up at 7 a.m. / Yes, that's right!

Student B

1 Complete the sentences for Student A. Guess! Don't ask your partner any questions.

		Right or Wrong? ✓ X	
1	For breakfast Student A had ...		
2	At the weekend, he/she played ...		
3	Last night, he/she didn't ...		
4	On Friday night, he/she went to ...		
5	On Monday, he/she spoke to ...		
6	Last week, he/she sent lots of emails to ...		
7	Yesterday, he/she met ...		

2 Now find out. Were you right? Tick or cross the sentences.

A I think you had cereal for breakfast.

B No! That's not right. I had tea and toast. / Yes, that's right!

Speaking activities 9

MAKE PLANS

1 Cut out the cards. Place them face down on the table.

2 Student A: Choose a card and look at it. Suggest the action on the card.

A *Let's go for a pizza. / Why don't we go for a pizza? / Shall we go for a pizza?*

Student B: Respond.

B *What a great idea! / That's a good idea. / I don't know. / No, that's boring.*

3 Continue the dialogue to make plans to meet or choose another card and suggest an alternative.

We can go to the museum after. Where can we meet?

4 Continue until all the cards have been used.

